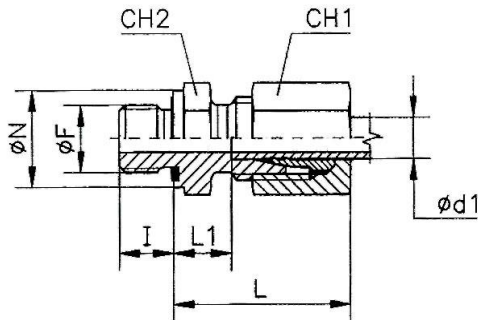


Material: Galvanised steel (DIN 2353)

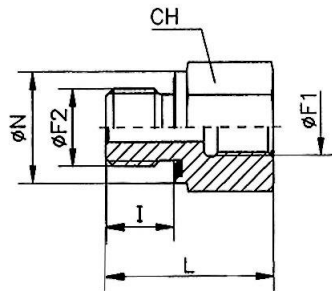


V 28-ZW

Male connector, parallel male thread and soft seal, light type

Art. No.	Type No.	Tube O.D.	PN	I	L	L1	CH1	Thread Ø F	Ø N	CH2
112249	V 25-ZW	6	315	8.0	23.0	8.5	14	G 1/8	14.0	14
112251	V 28-ZW	6	315	12.0	25.0	10.0	14	G 1/4	19.0	19
112255	V 33-ZW	6	315	12.0	26.0	11.5	14	G 3/8	22.0	22
112250	V 26-ZW	8	315	8.0	24.0	8.5	17	G 1/8	14.0	14
112252	V 29-ZW	8	315	12.0	25.0	10.0	17	G 1/4	19.0	19
112256	V 34-ZW	8	315	12.0	26.0	11.5	17	G 3/8	22.0	22
112260	V 38-ZW	8	315	14.0	27.0	12.0	17	G 1/2	27.0	27
112253	V 30-ZW	10	315	12.0	26.0	11.0	19	G 1/4	19.0	19
112257	V 35-ZW	10	315	12.0	27.0	12.5	19	G 3/8	22.0	22
112261	V 39-ZW	10	315	14.0	28.0	13.0	19	G 1/2	27.0	27
112254	V 31-ZW	12	315	12.0	26.0	12.0	22	G 1/4	19.0	19
112258	V 36-ZW	12	315	12.0	27.0	12.5	22	G 3/8	22.0	22
112262	V 40-ZW	12	315	14.0	28.0	13.0	22	G 1/2	27.0	27
112259	V 37-ZW	15	315	12.0	29.0	13.5	27	G 3/8	22.0	24
112263	V 41-ZW	15	315	14.0	29.0	14.0	27	G 1/2	27.0	27
112264	V 42-ZW	18	315	14.0	31.0	14.5	32	G 1/2	27.0	27
112265	V 43-ZW	18	315	16.0	30.0	14.5	32	G 3/4	32.0	32
112266	V 44-ZW	22	160	16.0	33.0	16.5	36	G 3/4	32.0	32

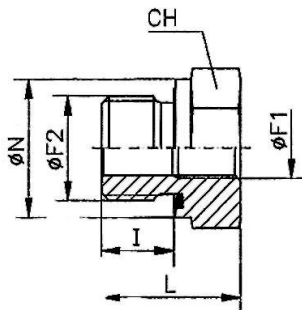
Dimensions are approximate when union nut is tightened.



V 300-ZW

**Long reducing adapter, parallel male thread and soft seal, heavy type**

Art. No.	Type No.	Thread Ø F2	Thread Ø F1	L	I	CH	Ø N	PN
112267	V 300-ZW	G 1/4	G 1/8	29.0	12.0	19	19.0	630
112268	V 301-ZW	G 3/8	G 1/4	36.0	12.0	22	22.0	630
112269	V 302-ZW	G 1/2	G 3/8	37.0	14.0	27	27.0	630
112270	V 303-ZW	G 3/4	G 1/2	43.0	16.0	32	32.0	400
112271	V 304-ZW	G 1	G 3/4	49.0	18.0	41	40.0	400
112272	V 305-ZW	G 1 1/2	G 1 1/4	58.0	22.0	55	55.0	315



V 311-ZW

**Short reducing adapter, parallel male thread and soft seal, heavy type**

Art. No.	Type No.	Thread Ø F2	Thread Ø F1	L	I	CH	Ø N	PN
112273	V 310-ZW	G 3/8	G 1/8	22.5	12.0	22	22.0	630
112274	V 311-ZW	G 1/2	G 1/4	24.0	14.0	27	27.0	630
112275	V 312-ZW	G 3/4	G 1/4	26.0	16.0	32	32.0	400
112276	V 313-ZW	G 3/4	G 3/8	26.0	16.0	32	32.0	400
112277	V 314-ZW	G 1	G 1/2	29.0	18.0	41	40.0	400
112278	V 315-ZW	G 1 1/4	G 3/4	32.0	20.0	50	50.0	400
112279	V 316-ZW	G 1 1/2	G 3/4	36.0	22.0	55	55.0	315
112280	V 317-ZW	G 1 1/2	G 1	36.0	22.0	55	55.0	315